


# QST30-G4



## S P E C I F I C A T I O N S

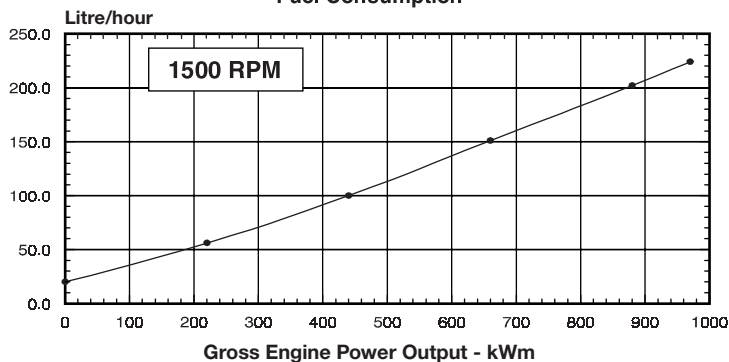


QST30-G4

CPL: 2499

Curves: FR-5160

### Fuel Consumption



## SPECIFICATIONS

Four Stroke Cycle, Turbocharged, Low Temperature Aftercooled (2 pump / 2 loop) V-12 Cylinder Diesel Engine.

### 1500 RPM Engine Output

Standby Power Rating	970 kWm*	[1300 BHP]
Prime Power Rating	880 kWm*	[1180 BHP]
Continuous Power Rating	683 kWm*	[ 915 BHP]

### 1800 RPM Engine Output

Standby Power Rating	1112 kWm*	[1490 BHP]
Prime Power Rating	1007 kWm*	[1350 BHP]
Continuous Power Rating	832 kWm*	[1115 BHP]

\* Refers to gross power available from engine, not generator set.

### General Engine Data:

Bore and Stroke	140x165 mm	[5.51x6.50 in.]
Displacement	30.48 L	[1860 cu.in.]
**Lube System Oil Capacity	154 L	[40.7 U.S. gal.]
Coolant Capacity		
- Engine	79 L	[21 U.S. gal.]
- Aftercooler	12 L	[3.2 U.S. gal.]
Net Weight with Standard Accessories, Dry	3012 kg	[6640 lb.]

### Approx. Overall Dimensions:

Width	1422 mm	[55.98 in.]
Length	2026 mm	[79.76 in.]
Height	1650 mm	[64.97 in.]

\*\* Including Bypass Filter.

### RATING GUIDELINES:

Based on ISO8528 and defined in Cummins Power Rating Application Guidelines. Ref: AEB 26.02

### OPERATION at ELEVATED TEMPERATURE and ALTITUDE:

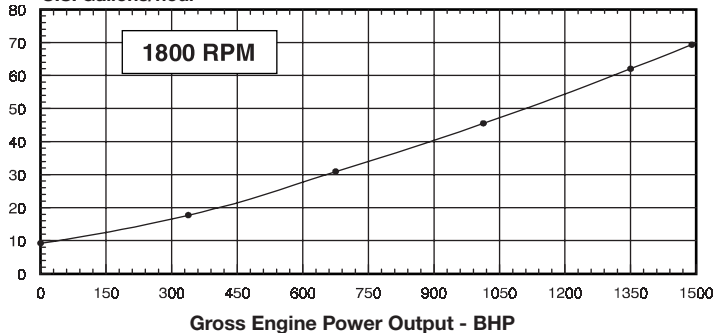
The engine may be operated at:

- 1800 RPM up to:
  - 1000 m [3280 ft] and 40 °C [104 °F] without power deration.
- 1500 RPM up to:
  - 750 m [2460 ft] and 40 °C [104 °F] without power deration.

### Note:

Refer to the Performance Derate Curves on Data Sheet FR-5160 for altitude and temperature effects on rated power.

### U.S. Gallons/hour



## PERFORMANCE:

### Standard Conditions:

Data Shown Above Are Based On:

- Engine operating with fuel system, water pump, lubricating oil pump, air cleaner and exhaust silencer; not included are battery charging alternator, fan and optional driven components.
- Engine operating with diesel fuel corresponding to grade No. 2D per ASTM D975.
- ISO-3046, Part 1, Standard Reference Conditions of: 100 kPa [29.53 in Hg] barometric pressure (110 m [361 ft] altitude), 25 °C [77 °F] air temperature and a relative humidity of 30%.

### NOTES:

- Cummins Engine Company recommends that Cummins engines be operated at a minimum load of 30% of their respective Standby Power rating.

# QST30-G4



## S P E C I F I C A T I O N S

### Design Features:

#### QST30 Quantum Electronic Fuel System and Controls

Quantum electronics provide superior performance, efficiency, and diagnostics. The Electronic Fuel Pumps deliver up to 1100 bar injection pressure and eliminate mechanical linkage adjustments. The Quantum Fuel System results in an average of 5% increase in fuel economy compared with the KTA38.

#### Holset HX82 Turbocharging

Utilizes exhaust energy with greater efficiency for improved emissions and fuel consumption.

#### Low Temperature Aftercooling

Utilizing a two pump-two loop cooling system, the engine jacket is cooled by one radiator or heat exchanger and the aftercoolers are cooled by a separate radiator or heat exchanger. The separate cooling loop for the aftercoolers provides cooler, denser intake air producing more complete combustion and reducing engine stress for longer life and lower exhaust emissions. Both cooling loops are independent of each other. The individual water pumps are engine mounted on the rear of the gear cover: left and right bank sides. Cummins provides conventional water inlet and outlet connections for both cooling loops.

#### Cast Iron Pistons

High strength design delivers superior durability.

#### TUFTRIDE-treated Cylinder Liners and Ring Design

As compared to the KTA38, the cylinder and ring design result in reduced oil consumption and blowby with less friction and noise.

### Optional Equipment:

- Meter Drivers for Coolant Temperature, Oil Pressure and Engine Speed
- Speed Bias Signals for Paralleling with Barber-Colman and Woodward
- Service Tool for Troubleshooting, Diagnostics and Data Logging
- Relay Drivers for Alarm and Shutdown Conditions
- Fan Drives
- Starters and Alternators
- Engine Mounted Air Cleaners
- Air Heaters
- Coolant / Oil Heaters

Please contact your local Cummins representative for additional information regarding engine options.

*Cummins has always been a pioneer in product improvement  
Thus, specifications may change without notice.  
Illustrations may include optional equipment.*

**Cummins Engine Company, Inc.**  
Box 3005  
Columbus, IN 47202-3005  
U.S.A.

